



SITE-RELATED SOLUTIONS

**RENOVATION &
NEW CONSTRUCTION**

**Milliken™
Ontera™**

**Milliken-Ontera
Cushion Backed Product
+
Milliken-Ontera
Non-Reactive Standard Adhesive**

=

- **Installation after 60 days of newly poured concrete.**
- **No moisture testing required.**
- **Fully Warranted.**

CONTENTS

- Page 3 **Benefits of Milliken-Ontera Cushion backing**
- Page 4 - 7 **Site Related Solutions for New Construction**
- Page 8 - 11 **Site Related Solutions for Renovation**

Fully Warranted Solution

When the installation guidelines are correctly implemented, Milliken-Ontera's Site Related Solutions system is fully warranted to withstand moisture from slabs for the lifetime of the original carpet installation.

For complete warranty terms and conditions visit www.millikenontera.com.au

■ **THERE ARE VERY FEW CONDITIONS** — For Milliken-Ontera site related solutions, we ask that a few conditions be met. They are:

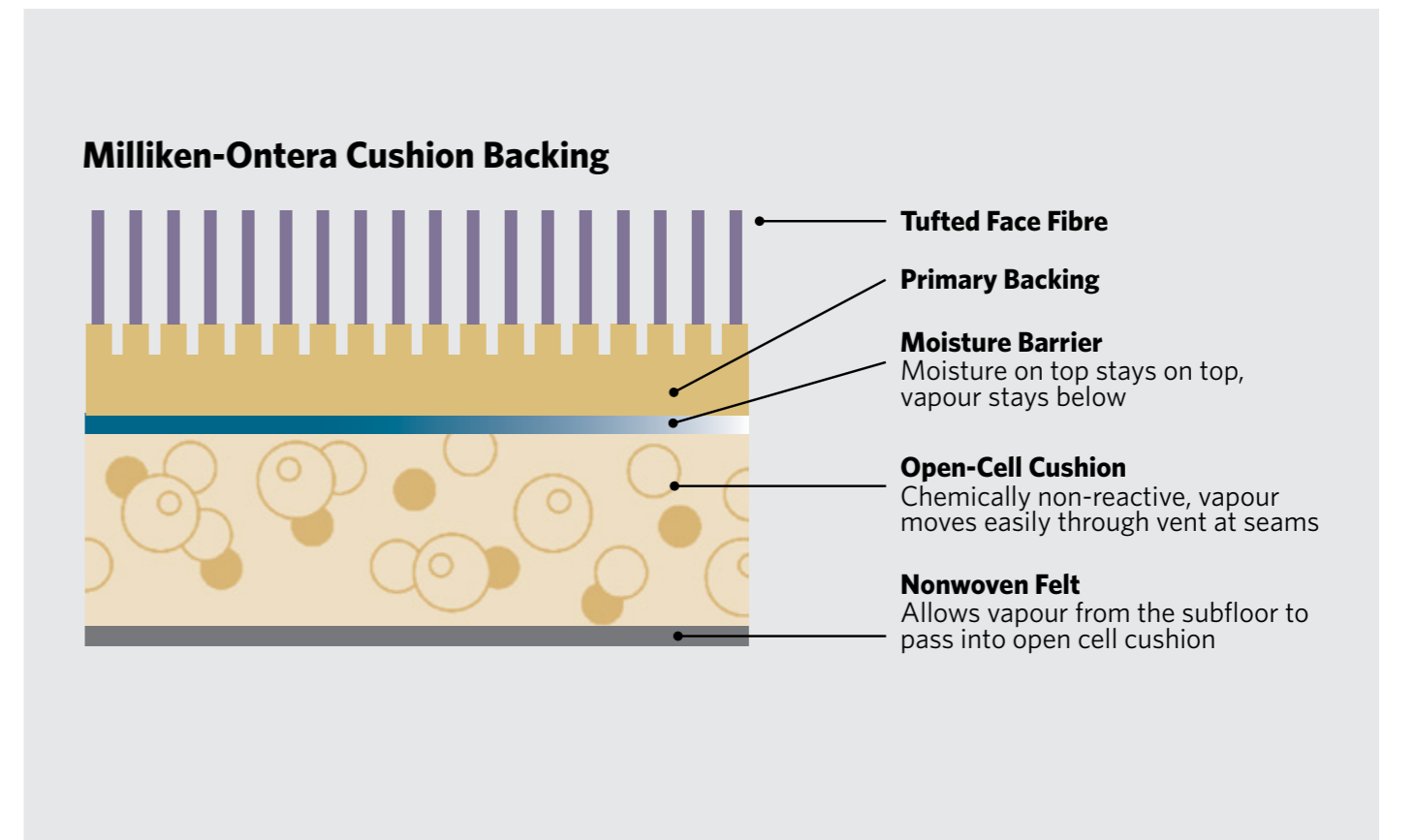
- a) There is no visible water
- b) All new pours require the use of a vapor barrier in accordance with AS/NZS 2904 or AS 3660.1 vapour retarder placed in accordance with AS 2870 and directly in contact with the concrete placement.
- c) Floor prep must be performed in accordance with the latest version of AS 2455 standards except where explicitly allowed by this document and/or installation instructions.
- d) All topical curing compounds must be removed prior to application of adhesive.
- e) Bond test required

■ **HYDROSTATIC PRESSURE (on-ground only)** — We should note that Milliken-Ontera does not warrant against hydrostatic pressure, instances where water is forcibly pushed into the slab and/or moisture events caused by broken pipes. In such cases the warranty will be voided. If you'd call that fine print, we won't argue — but we think you'll agree that's a pretty fair stipulation.

The Benefits of Milliken-Ontera Cushion Backing

Milliken-Ontera Cushion Backed modular carpet products have been designed to manage moisture simply and effectively. We let natural processes happen naturally.

With our cushion backed tiles, water vapour has a way to escape. It travels freely through our open-cell cushion structure until evaporating naturally through seams at the edges of each carpet tile.



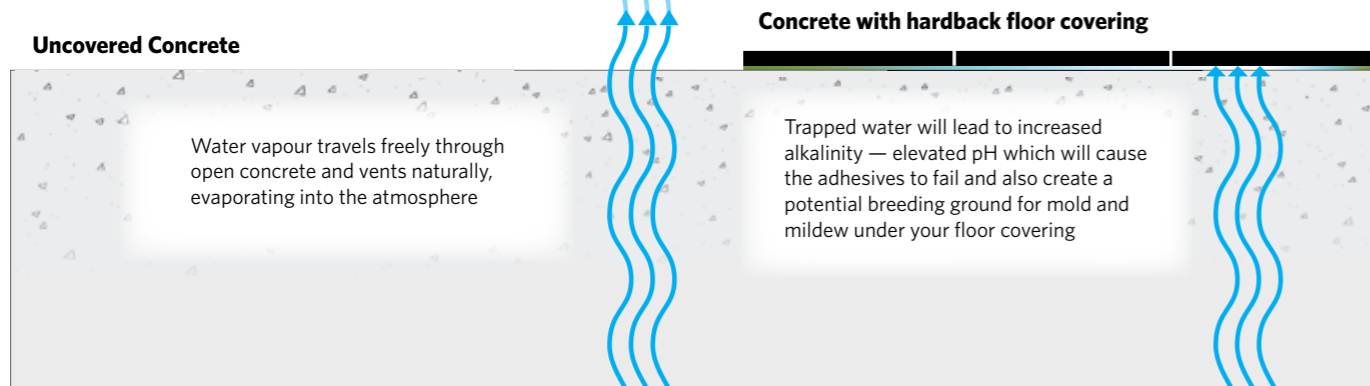
With new construction, installing carpet tile can feel like a no-win situation.

A newly poured 100mm concrete slab takes four to five months to be fully ready to accept flooring — and that’s under ideal conditions. To nobody’s surprise, construction schedules rarely allow for that amount of time. So — do you extend your timeline? Spend more for concrete admixtures or third-party moisture-mitigation solutions? None of these solutions are ideal. Meanwhile, there might be some unexpected problems lurking under your carpet.

Rising moisture vapour is trying to escape. The worst thing to do is try and stop it.

Obstructing a natural process simply gives rise to another natural process. If an impenetrable barrier gets in the way of escaping water vapour, condensation is what you get. That isn’t good when it happens under your carpet. Water droplets begin to form along the bottom of the backing, eventually creating liquid water between the concrete and the floor covering.

Hardback carpet does not allow water vapour to vent. It’s a precise definition of “impenetrable barrier.” Condensation will occur. The most common solution? To hide it. To literally sweep it under the rug. That’s where the real trouble starts.



Water can cause all kinds of problems. Moisture seeks equilibrium. It essentially just wants to evaporate. Water vapour will naturally rise until something gets in its way. Concrete is filled with vertical capillaries and does not hinder the process.

Reactions between water and concrete can lead to increased alkalinity, as well as possible staining from efflorescence. Water can also cause adhesives to re-emulsify and become viscous — your glue basically turns to jelly. That’s not an effective adhesive.

Worst of all, dark, wet spaces lead to mold and mildew. In some cases this can create health concerns, migrate to other building systems like HVAC, and affect indoor air quality. The formation of water is how unseen problems can become worst-case scenarios — very, very expensive to mitigate.

Milliken-Ontera’s cushion backed modular carpet products have been designed to manage moisture simply and effectively. We let natural processes happen naturally.

With our cushion backed products, water vapour has a way to escape. It travels freely through our open-cell cushion, until evaporating naturally through seams at the edges of each carpet tile.

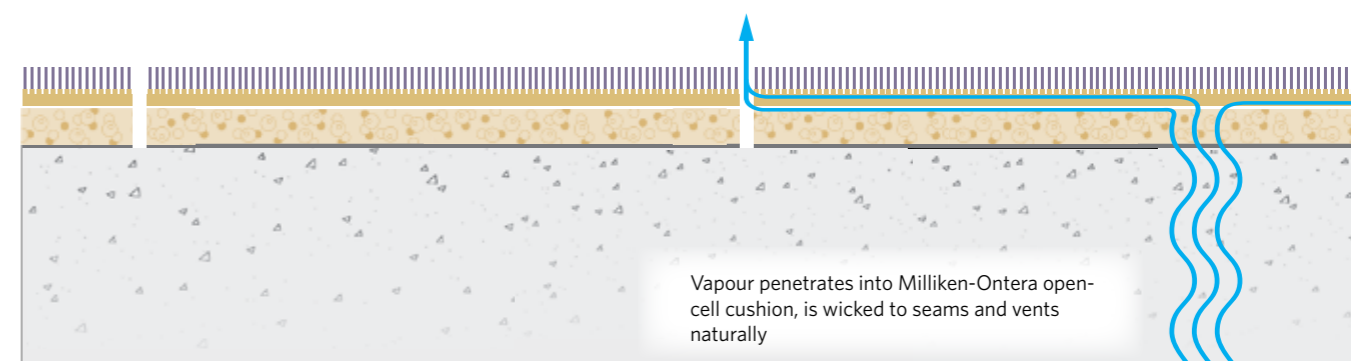
Milliken-Ontera installation solutions do not require moisture testing. Our unique cushion backing and its moisture vapour-wicking properties allow Milliken-Ontera modular carpet to handle concrete with higher relative humidities than other products. Provided our timing guidelines are followed, our products have very high pH or RH limits. Nor does Milliken-Ontera require moisture testing prior to installation.

Condensation will not occur with Milliken-Ontera Cushion tiles. In combination with our Non-Reactive Standard adhesive, Milliken-Ontera cushion-backed modular carpet allows moisture vapour to evaporate at a very high rate, so the formation of liquid water is almost impossible. Expensive and time-consuming moisture-based failures are therefore virtually eliminated.

Milliken-Ontera stands behind all of our cushion-backed modular carpet products with a lifetime warranty against adhesive breakdown due to moisture vapour emissions.

What’s more, the relationship between various parties — manufacturers, contractors, adhesive suppliers — can often lead to very sticky liability issues. Where does the responsibility actually fall? Milliken-Ontera’s warranty provides customers with a single point of contact to deal with any liability concerns.

How can we offer this? The answer is simple: When moisture vapour becomes water, that’s where the problems start. With Milliken-Ontera cushion-backed carpet, moisture vapor simply evaporates.



It doesn't matter whether you're on-ground or above-ground.

Remember, in ideal conditions, it takes a 100mm concrete slab four to five months to be fully ready to accept flooring. So, what's the best way to assure that retained moisture doesn't create any future headaches?

Milliken-Ontera'S MOISTURE MITIGATION SOLUTION

The use of Milliken-Ontera cushion-backed modular carpet, together with our Non-Reactive Standard adhesive:

- Prevents the possibility of moisture-related issues from occurring — under virtually every circumstance.
- Moisture mitigation is built directly into every Milliken-Ontera cushion backed carpet tile — it is an inherent property of the cushion backing itself.
- Installation of Milliken-Ontera cushion backed modular carpet can begin as quickly as 60 days after the new pour is complete.

* Milliken-Ontera requires that all new concrete pours comply with AS 2870

No moisture testing. Fully warranted.

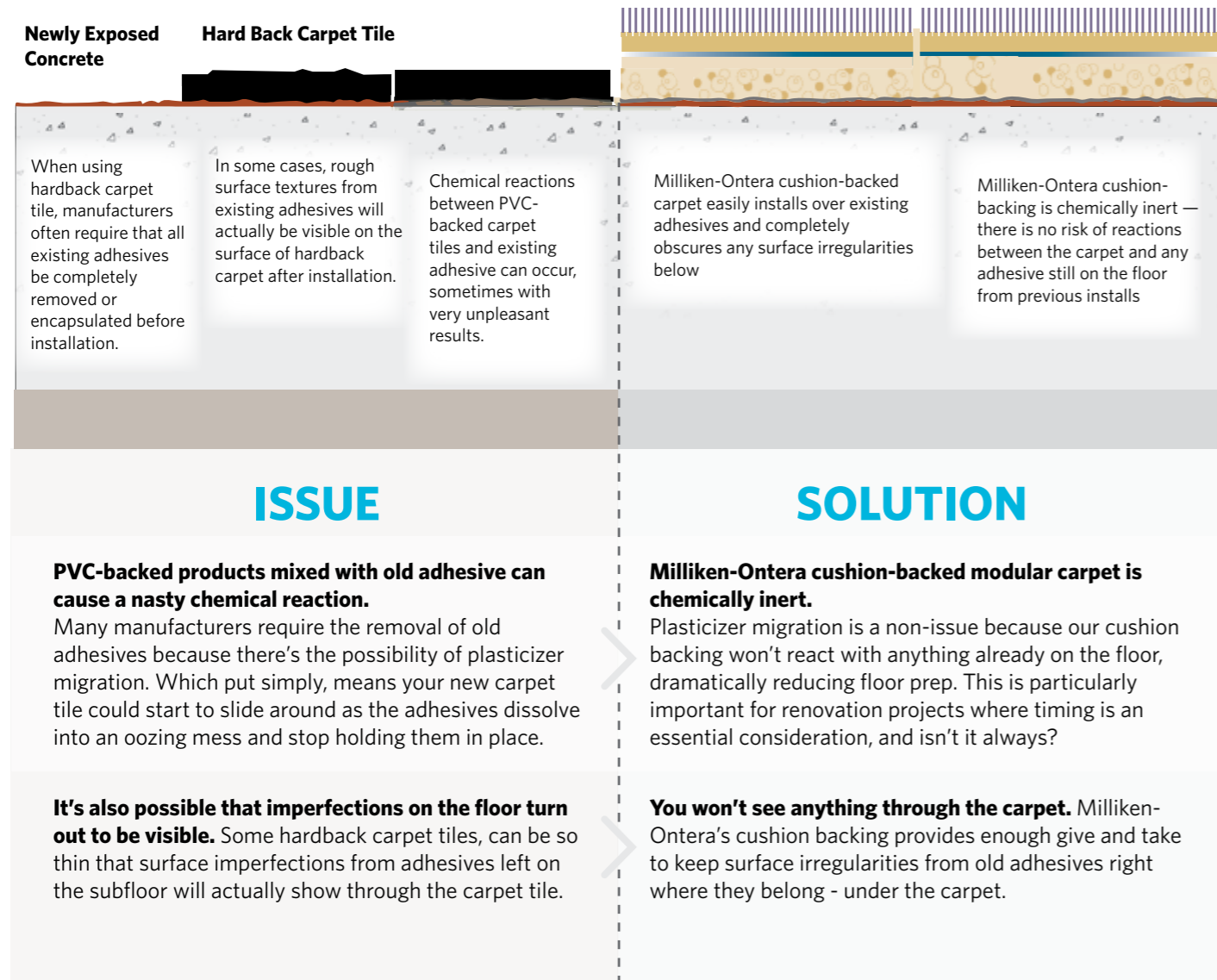
On ground or above ground, Milliken-Ontera cushion-backed modular carpet, in combination with our Non-Reactive Standard adhesive can be installed as soon as 60 days after a new pour with no moisture testing.* There are no RH or pH limits. Both carpet and adhesive are fully warranted under virtually every circumstance.



What's under the old carpet?

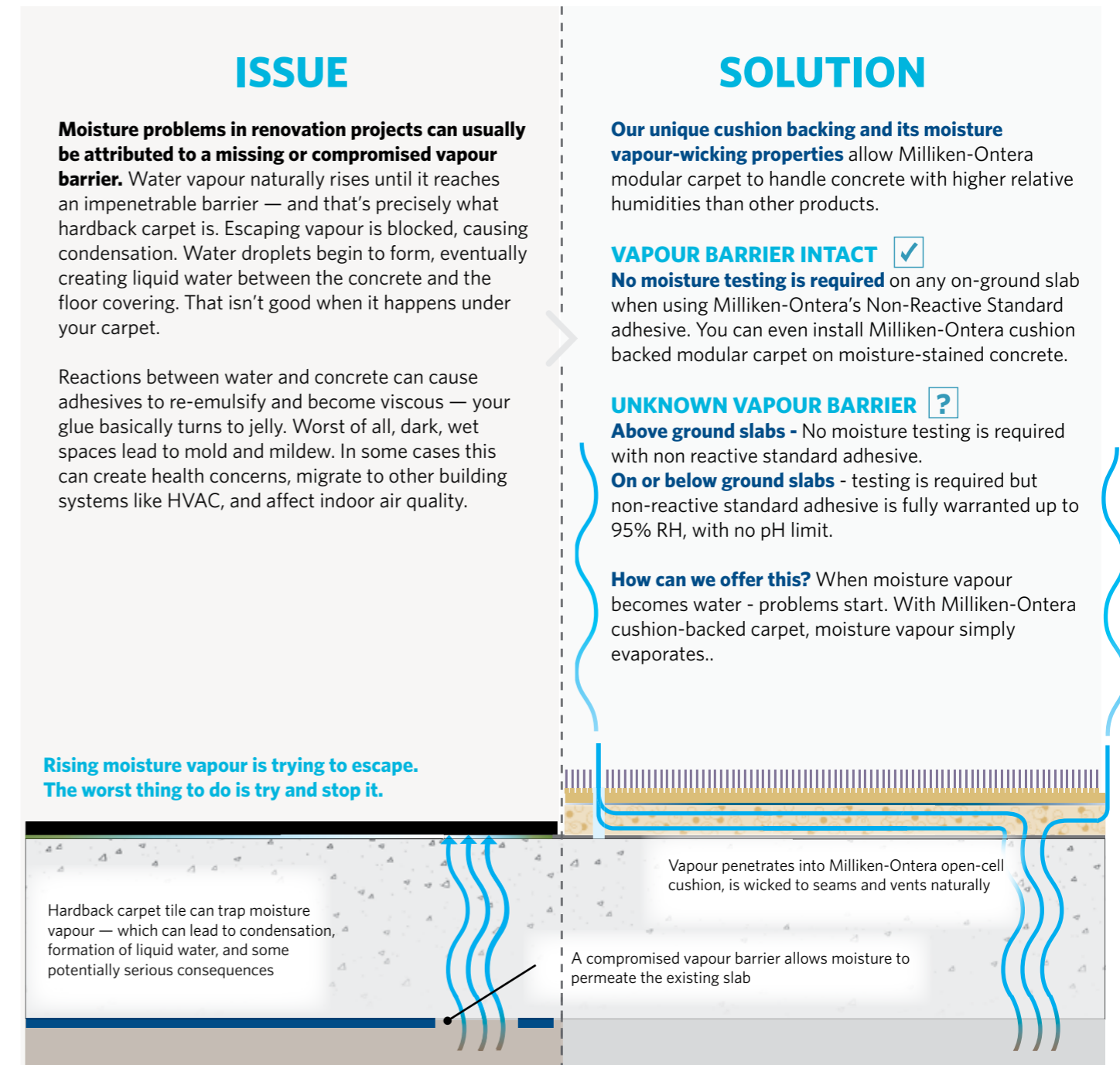
Floor prep can quickly become a major undertaking. Grinding or mechanically removing existing adhesive can adversely affect indoor air quality — not to mention the time it takes to do the work. Getting the floor ready may turn out to be more expensive and complicated than you think.

With Milliken-Ontera, just remove the old carpet. We try to make it very simple. Simply remove the existing carpet, knock down the high ridges of the existing adhesive, and you can start installing your new Milliken-Ontera cushion backed carpet right away.



For on-ground renovation projects, moisture is the X-factor.

For the last decade or so, building codes have specified the use of a vapour barrier — a plastic membrane placed under new pours to prevent outside moisture from entering an on-ground slab.



SITE-RELATED SOLUTIONS FOR RENOVATION

IS YOUR INSTALLATION ABOVE GROUND?

Milliken-Ontera Cushion backed carpet virtually eliminates floor prep.

The benefits of Milliken-Ontera cushion-backed modular carpet, together with our Non-Reactive Standard adhesive:

- Backing is chemically inert — Milliken-Ontera modular carpet can be installed without removing old adhesives with no risk of plasticizer migration.
- Flaws and irregularities on the subfloor surface are sometimes visible right through hardback products — with Milliken-Ontera, they won't be.

No need to remove old adhesives. No moisture testing. Fully warranted.

For any above-ground installation, Milliken-Ontera cushion-backed modular carpet, in combination with our Non-Reactive Standard adhesive, can be installed without the need to remove old adhesives and with no moisture testing. There are no RH or pH limits. Both carpet and adhesive are fully warranted under virtually every circumstance.

ARE YOU INSTALLING ON-GROUND?

Milliken-Ontera cushion backed modular carpet is a moisture mitigation solution all by itself.

- Moisture mitigation is an inherent property of Milliken-Ontera's cushion backing, virtually eliminating moisture concerns — even for most on-ground slabs

Vapour Barrier Intact No testing required.

Unknown Vapour barrier

Use Milliken-Ontera Non-Reactive Standard Adhesive.
If there's no vapour barrier or you aren't sure, testing is required, but Milliken-Ontera Non-Reactive Standard adhesive is fully warranted at up to 95% RH, with no pH limit.

FAQS SITE-RELATED SOLUTIONS

1 Why has moisture in slabs become such an important issue now?

Modular carpet requires a much more stable backing than broadloom carpet - which was the standard carpet used in days gone by. Many carpet manufacturers only provide a hard backed modular tile - which if not managed properly is the perfect way to block water vapour from venting which in turn causes moisture problems.

2 What's the big deal about moisture testing?

Moisture testing can be very expensive and there are limits to its accuracy. Moisture levels rise and fall naturally so a moisture test is really only a snapshot in time. If an issue occurs, the tests may vary from the time of installation - which would put your warranty in jeopardy. Milliken-Ontera's new adhesive and cushion backed system is fully warranted.

3 What's this talk about alkalinity and pH levels?

Most carpet adhesives are rated for pH levels around 9. However elevated pH becomes a concern as liquid enters the equation. Flooring failures can occur when the adhesive is exposure to moist and high pH environments. Milliken-Ontera's cushion backed tiles allows moisture vapour to evaporate. No water - no problem.

4 Isn't floor prep standard practice when installing carpet tiles?

Absolutely - you need to assess the floor on which you will be laying the carpet tiles. But Milliken-Ontera's proposal is "what if we could dramatically save the time and money you have been allocating to floor prep"? Milliken-Ontera's new adhesive and cushion backed carpet system make this possible.

5 What about this bond test?

A bond test confirms that adhesives will maintain their integrity. Adhesives have to stick to the floor and occasionally adhesion problems arise from chemical incompatibilities between adhesives and topical treatments or admixtures present in the concrete. As long as the adhesive will work, you are good to go.

Milliken[™]
Ontera[™]